



GCSE Project Preparation Plan:

Week 1: Mind Map / Title Page




Lay your page out for maximum visual impact. Record small sketches that link to your initial ideas and areas of focus for further exploration.

Week 9&10: Recording relevant to intentions



Direct observational drawing from first hand, composed photography and contact sheets taken by you. Studies must be relevant to your chosen theme. Explanations must be fluent and accurate, using art specific vocabulary.

Week 11: Composition & final piece plan



Use your final piece plan to produce an interim outcome on a smaller scale, from which you can make your final decisions. This will ensure you are prepared to create your final outcome in the supervised period.


Week 2: Mood Board of Images



Arrange images and words that evoke the concept - a collage that expresses your initial thoughts and ideas for exploration. Work neatly, fill the whole area and be creative!

You MUST reference your images.

Week 7&8: Refining ideas & media testing

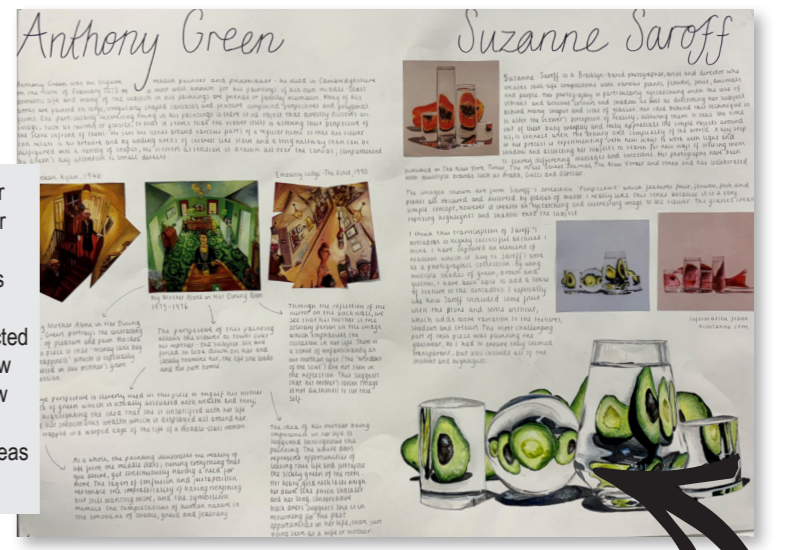


Refine your ideas by exploring and experimenting with media, techniques and processes relevant to your intentions. Experiment with visual elements that relate to your sources such as colour, composition, pattern and form - be creative. DO NOT just repeat the same thing in different media!

• INTERIM OUTCOME • FINAL OUTCOME



Week 5&6: Artist research x 2



Why and how is your artist relevant to your research? What is their work of? How is it composed? Make studies of your selected artists work and show careful analysis. How will their influences develop your own ideas and outcomes?



Research relevant to the context of your idea - background knowledge that will anchor your concept in fact. You may need more than one sheet for this in order to explore multiple concept threads. Consider the aesthetics of your page and remember to analyse and evaluate - do not just describe!

Minimum Requirements:

- 1) Mind Map
- 2) Mood Board
- 3) Thumbnail Ideas
- 4) Critical & Contextual links
- 5) Artist Studies (Minimum of 2)
- 6) Refined Ideas & Media Studies
- 7) Detailed Observational Recording
- 8) Refined Compositional Studies x 4
- 9) Final Piece Plan & Interim Outcome
- 10) Final Outcome

Visualise 4-6 of your initial ideas as thumbnails with annotations to explain your thinking. Evaluate your ideas in terms of content, visual potential and begin to consider contextual links. Review ideas for initial compositions considering eye line, perspective scale etc.

Week 3: Initial Ideas / Thumbnails



Week 4: Contextual Links